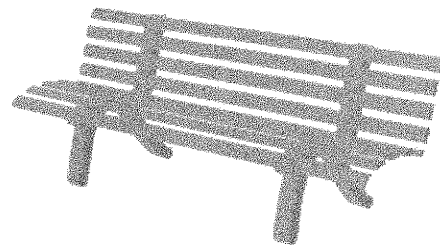








Name _____

Date 9/9




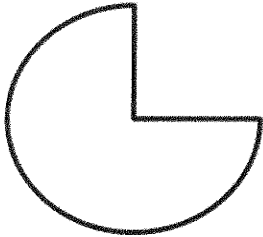
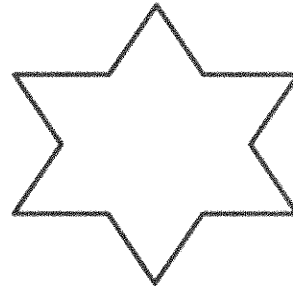

Color the things that are exactly the same. Color them so that they look like each other.



Name _____

Date 9/10






Draw a line between two objects that match. Use your words. "These are the same, but this one _____, and this one _____."





Name _____

Date 9/11

Draw something that you would use with each. Tell why.







Make a picture of 2 things you use together. Tell why.



Name _____

Date 9/12

Make two groups. Circle things that belong to one group. Underline the things that belong to the other group. Tell someone why the items in each group belong together. (There is more than one way to make groups!)



Name _____


Date 9/13

Use the cutouts. Glue the pictures to show where each belongs. Tell an adult how many are in each place.


Library



School



Grocery Store



9/13

Homework Cutouts

